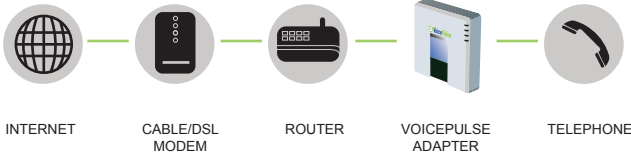


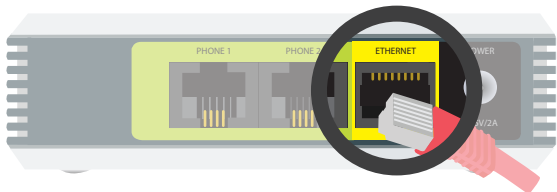
## Quick Setup Guide

### 1 Connect the VoicePulse Adapter



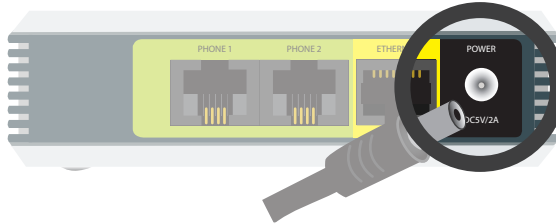
**A** Connect the included Ethernet network cable to the INTERNET port of the adapter.

Connect the other end to one of your router's Ethernet ports.

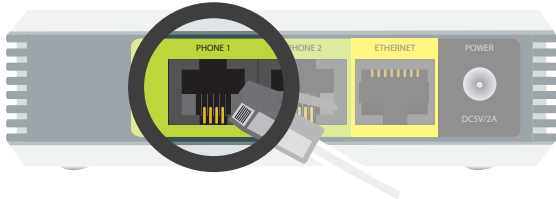


**B** Connect the included power adapter to the POWER port of the adapter.

Connect the other end to an uninterrupted power supply (UPS), surge protector, or 110V electrical outlet.



**C** Using a telephone cable, connect your touch-tone telephone to the PHONE 1 port of the adapter.



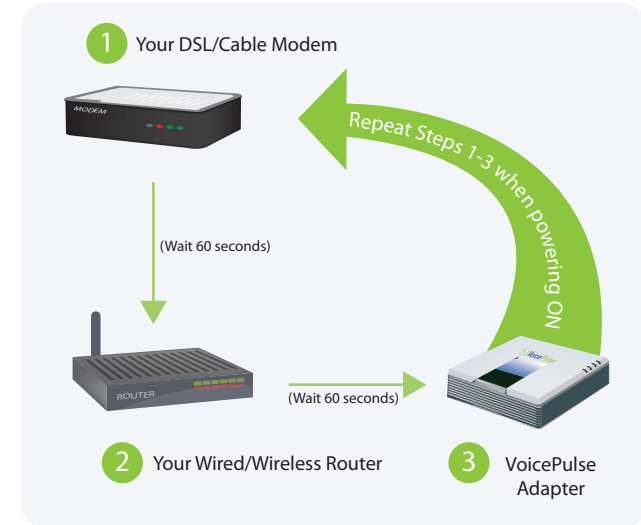
**D** If you have a second VoicePulse account, then connect another telephone or a fax machine to the PHONE 2 port of the adapter.

**E** The Power and Phone LEDs will be solidly lit when the adapter is ready for use. The Internet LED will blink intermittently during normal use.

**F** You are now setup to make calls using your VoicePulse service. Please refer to the reverse side for setting up your Enhanced Voicemail and Feature Shortcuts.

## 2 Troubleshooting

**A** If the VoicePulse adapter is not working, the first step is to power OFF each of the following in this order:



**B** Pick up the phone and wait for a dial tone. If there is no dial tone or the problem persists, please contact support via the VoicePulse website for further guidance.

For additional information or troubleshooting help, please visit the "Support" tab in your VoicePulse Account Center or call/email us at:

Phone: 732.339.5100  
email: [contact@voicepulse.com](mailto:contact@voicepulse.com)



1095 Cranbury South River Rd  
Suite 11  
Jamesburg, NJ 08831

© Copyright 2003-2011, VoicePulse Inc., All Rights Reserved. VoicePulse is a trademark of VoicePulse Inc.



## Tell A Friend, Earn Free Service

Recommend VoicePulse and start earning free service today

VoicePulse works great for:

**Business Travelers**

**College Students**

**Deployed Soldiers**

**International Relatives**

**and more!**

Easy to do and no limits to how much you can earn!

For program details, visit the "Refer a Friend" tab in your VoicePulse Account Center.